




## DCI Wafer Cut Hip Ventilation Instructions

<p>Step 1 - Hip vents get 'wafer' cuts of 12" with 6" solid plywood intervals</p>	
<p>Step 2 - A full 4' sheet with wafer cuts showing top and bottom uncut for 6" to gain cross strength.</p>	
<p>Step 3 - Another wafer cut picture showing 3 1/2" overall cut (1 3/4" each side)</p>	
<p>Step 4 - Wafer cut showing two nails per uncut section (6" uncut, 12" wafer cut)</p>	